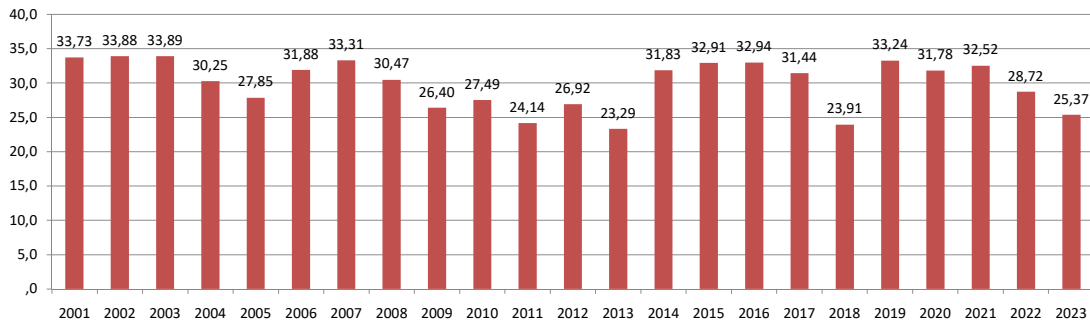


NIVELES DEL DIQUE LA QUEBRADA

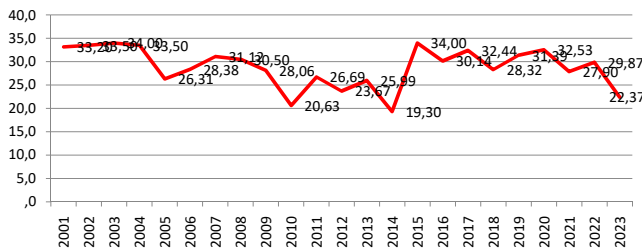
AÑO	ENERO	FEBRERO	MARZO	ABRIL	MAYO	JUNIO	JULIO	AGOSTO	SEPTIEMBRE	OCTUBRE	NOVIEMBRE	DICIEMBRE	Prom.Anual
2001	33,20	32,80	33,50	34,00	34,00	34,00	34,00	34,00	34,00	34,00	33,70	33,50	33,73
2002	33,50	33,00	34,00	34,00	34,00	34,00	34,00	34,00	34,00	34,00	34,00	34,00	33,88
2003	34,00	34,00	34,00	34,00	34,00	34,00	34,00	34,00	34,00	34,00	33,20	33,50	33,89
2004	33,50	32,80	32,15	31,80	31,10	30,20	29,70	29,20	28,90	28,40	28,02	27,18	30,25
2005	26,31	25,20	24,59	26,47	28,27	28,71	30,21	29,81	29,34	28,67	28,46	28,18	27,85
2006	28,38	32,83	34,00	33,92	33,73	33,46	32,92	32,21	31,29	30,61	29,76	29,49	31,88
2007	31,12	33,77	34,00	34,00	34,00	33,98	33,93	33,87	33,80	33,34	32,47	31,43	33,31
2008	30,50	31,11	31,70	32,20	31,97	31,62	31,05	30,30	29,56	28,77	28,59	28,21	30,47
2009	28,06	27,30	29,37	29,10	28,68	28,02	27,22	26,10	25,30	23,55	22,45	21,66	26,40
2010	20,63	21,83	27,82	28,92	29,30	29,32	29,05	28,62	28,86	28,99	28,79	27,78	27,49
2011	26,69	26,17	25,34	24,64	24,13	23,84	23,45	22,96	22,19	21,77	24,39	24,06	24,14
2012	23,67	27,83	28,38	28,34	28,15	27,70	27,12	26,74	26,26	26,29	25,77	26,76	26,92
2013	25,99	25,59	25,20	25,19	24,92	24,42	23,55	22,47	21,27	20,06	20,70	20,10	23,29
2014	19,30	25,49	32,50	34,00	34,00	34,00	34,00	33,98	33,84	33,84	33,72	33,24	31,83
2015	34,00	34,00	34,00	34,00	34,00	33,99	33,94	32,57	31,86	31,10	31,07	30,37	32,91
2016	30,14	32,45	33,27	33,55	33,71	33,75	33,81	33,61	33,31	32,85	32,50	32,38	32,94
2017	32,44	32,57	32,40	32,53	32,24	31,92	31,49	30,89	30,43	31,03	30,21	29,14	31,44
2018	28,32	27,40	26,13	25,04	24,81	24,02	23,25	22,26	21,47	20,93	21,89	21,43	23,91
2019	31,39	32,57	33,19	33,68	34,00	33,98	33,98	33,79	33,50	33,20	32,98	32,60	33,24
2020	32,53	33,35	33,88	33,98	33,68	33,27	32,69	31,83	30,84	29,71	28,47	27,08	31,78
2021	27,90	33,18	33,80	34,00	33,99	33,98	33,85	33,37	32,76	31,90	31,30	30,17	32,52
2022	29,87	29,90	31,61	31,68	31,29	30,71	29,94	29,01	27,83	26,42	24,46	21,96	28,72
2023	22,37	23,20	25,15	26,66	27,30	27,51							25,37
Promedio	28,86	29,93	30,87	31,12	31,10	30,89	30,78	30,25	29,76	29,25	28,95	28,37	

ALTURA DEL VERTEDERO 34 Mts. Lectura expresada al ultimo día de cada mes

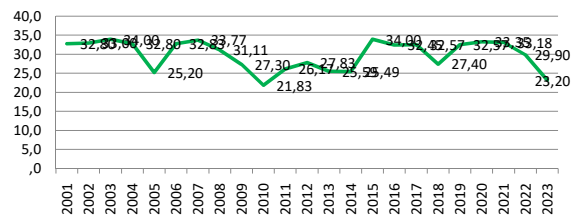
NIVELES ANUALES PROMEDIO



COMPARATIVO ENERO



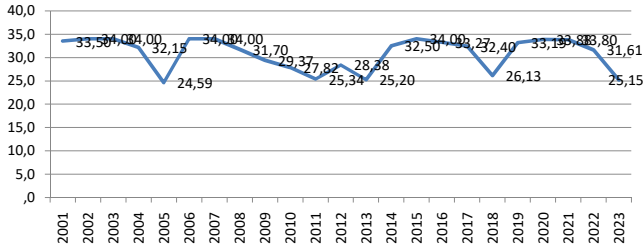
COMPARATIVO FEBRERO



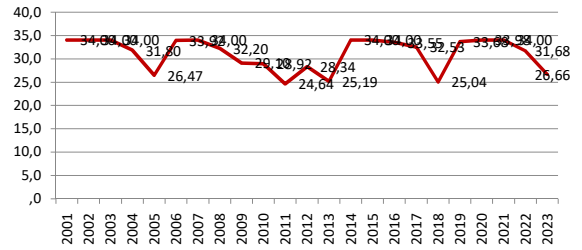
**Cooperativa de Agua, Obras y Servicios Públicos
Innuilln Mendiolaza Ltda**



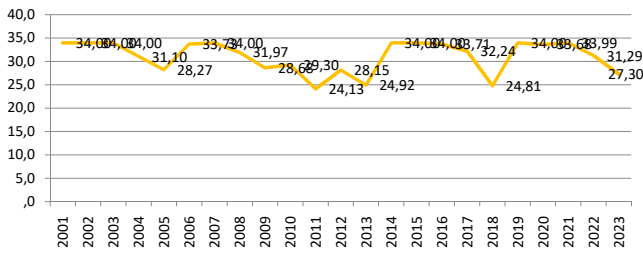
**COMPARATIVO
MARZO**



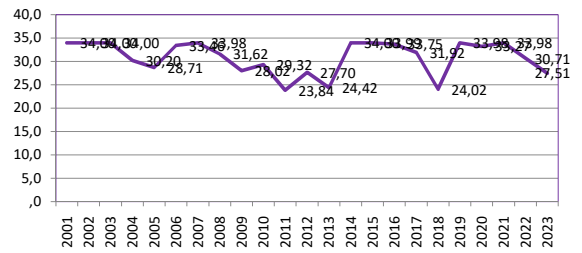
**COMPARATIVO
ABRIL**



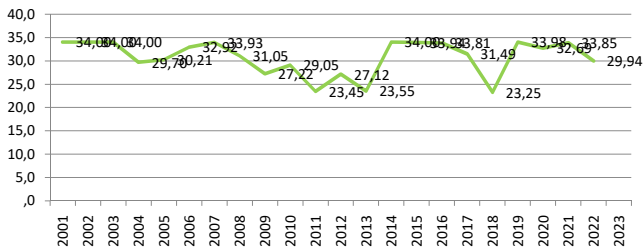
**COMPARATIVO
MAYO**



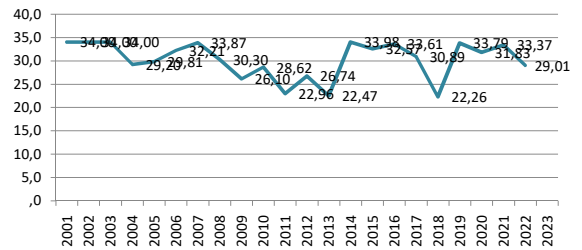
**COMPARATIVO
JUNIO**



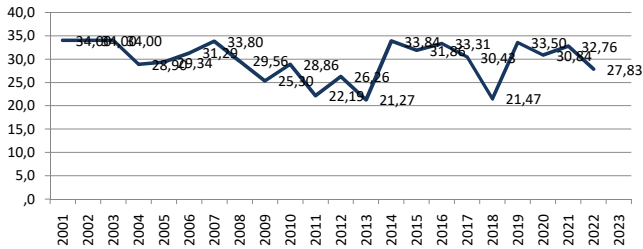
**COMPARATIVO
JULIO**



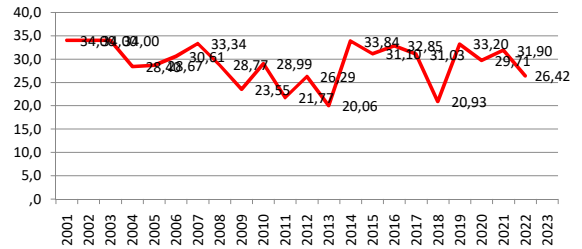
**COMPARATIVO
AGOSTO**



**COMPARATIVO
SEPTIEMBRE**



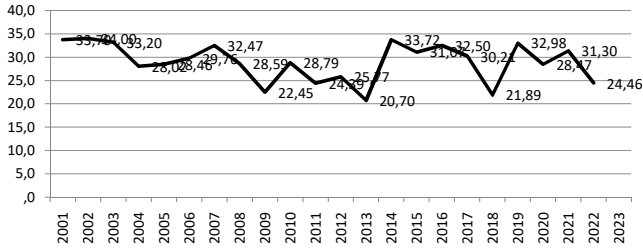
**COMPARATIVO
OCTUBRE**



**Cooperativa de Agua, Obras y Servicios Públicos
Unquillo Mendiolaza Ltda.**



**COMPARATIVO
NOVIEMBRE**



**COMPARATIVO
DICIEMBRE**

